

Catalog Number:	Project Name:	Note:	Date:	Type:
-----------------	---------------	-------	-------	-------

DESCRIPTION

Portor CAS1 series is a Round Canopy luminaire that combines high energy-efficient and slim profile aesthetics to deliver high lighting performance. Featuring a hinged mounting plate that make installation a breeze. The CAS1 Series features color selectable technology that lets the user choose between 3000K, 4000K, or 5000K.

Perfect application for parking garages, hallways, toll stations, and shopping centers.

CCT
SELECTABLE



CONSTRUCTION

Aluminum alloy design with professional light distribution technique. Grooves between hinged construction to provide excellent heat dissipation.

ELECTRICAL

Luminaire is built with the highest quality driver that is Universal Voltage (100-277V), uses long lasting, high-efficient LED packages.

OPTICAL SYSTEM

Featuring a durable, shattered resistant frosted lens with low glare that delivers high performance disbursement.

ENERGY SAVINGS

Over 60% energy savings than traditionally HID fixtures, low heat productions requires less maintenance and operation cost.

LISTING

UL Listed, FCC, RoHS, DLC Premium Listed

WARRANTY

5 year Limited Warranty, Rated for 50,000 hours.

WATTAGE	DELIVERED LUMENS	EFFICACY
40W	5,333	138 lm/W
75W	10,102	141 lm/W

Based on minimum wattage setting @ 3000K. Actual lumens may vary.

TECHNICAL SPECIFICATION

CCT TUNABLE	3000K/4000K/5000K
CRI	80+
DIMMABLE	Continuous Dimming to 10% or below
LIGHTING ANGLE	150°
VOLTAGE	120V-277V
POWER FREQUENCY	50/60 Hz
POWER FACTOR	>0.9
THD	≤15%
WORKING TEMPERATURE	-40°F ~ 104°F
STORAGE TEMPERATURE	-40°F ~ 158°F
IP RATING	IP65 Wet Locations
WARRANTY	5 year limited



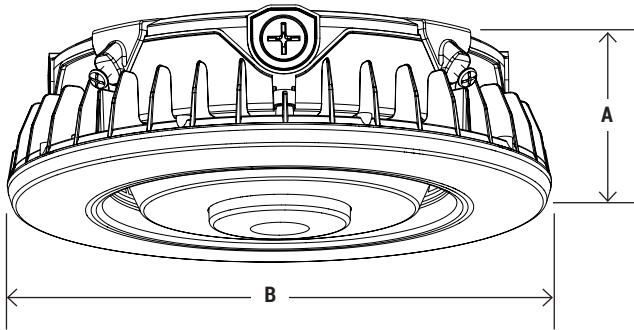
ORDERING SAMPLE: - - -

Series	Wattage	CCT
PT-CAS1 Round Canopy Luminaire Series	40W 75W	3CCT (3000/4000K/5000K)

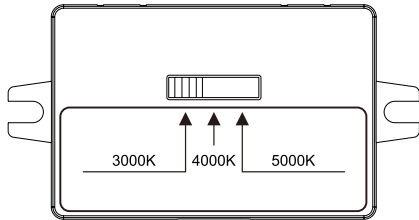
Accessories/Options	
Photocell	Motion Sensor
PSA	MS-CAS

Catalog Number:	Project Name:	Note:	Date:	Type:
-----------------	---------------	-------	-------	-------

DIMENSION



MODEL#	A	B
PT-CAS1-40W-3CCT	3.11"	10"
PT-CAS1-75W-3CCT	3.11"	11"



ADJUST THE COLOR TEMPERATURE THROUGH THE SWITCH:

Move the switch left and right to get the desired color temperature.

PHOTOCELL OPTION



PSA
Adjustable Photocell

MOTION SENSOR



MS-CAS
Dimmable PIR Motion Sensor

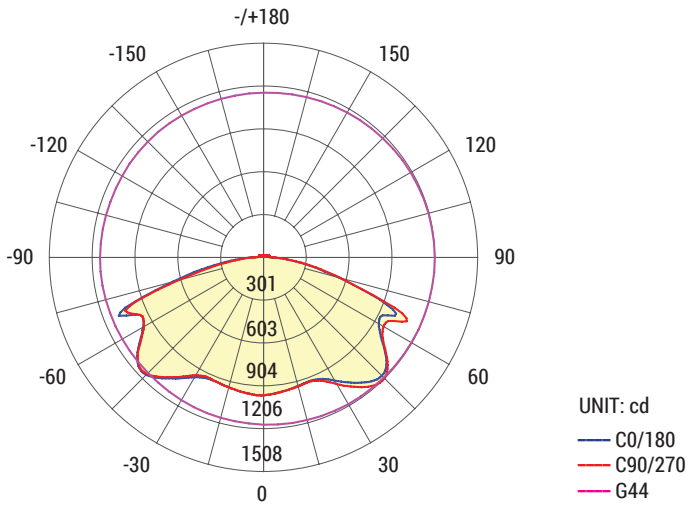


DLC LISTING

CATALOG NUMBER	WATTAGE	DELIVERED LUMENS	EFFICACY	DLC PRODUCT ID	CLASSIFICATION
PT-CAS1-40W-3CCT	40W	5,333 @ 3000K	138 lm/W	PLHDS4M8IW2M	PREMIUM
PT-CAS1-75W-3CCT	75W	10,102 @ 3000K	141 lm/W	PL3LX6HN2U99	PREMIUM

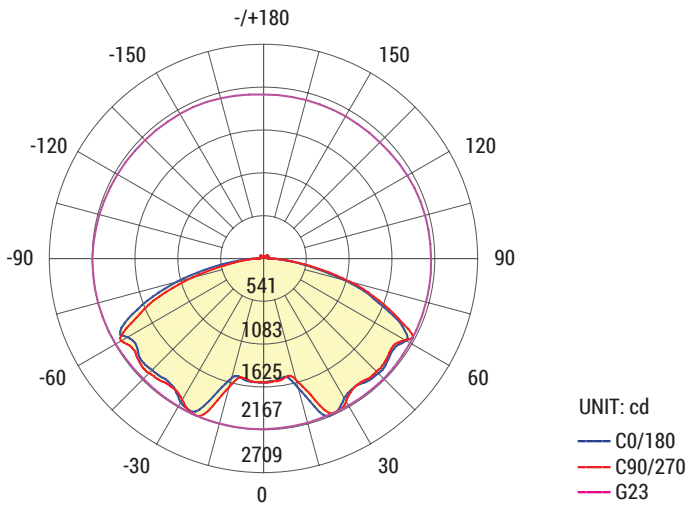
Catalog Number:	Project Name:	Note:	Date:	Type:
-----------------	---------------	-------	-------	-------

PHOTOMETRY



Average Diffuse Angle(50%): 149.9°

PT-CAS1-40W



Average Diffuse Angle(50%): 149.6°

PT-CAS1-75W